

2017-18 South Carolina School Library Programs

Survey Results



949

Surveys Submitted

Breakdown:

531 Elementary

203 Middle

156 High

19 K-8

19 K-12

19 Other

948 schools in data set - 1 school reporting did not have a collection in 2017-18
1442 schools in the SC Department of Education database. 66% return rate.

Average Age of the Print Collection

2004

Average Size of the Print Collection

11,276 items

20

Average # of Books Per Student
In South Carolina

Average Budget School/District

\$8,190

Average Budget Amount Spent on Books

\$6,413

\$0 = 19 schools

\$5,000 or less = 368 schools

\$5,001 - \$10,000 or less = 295 schools

= 685 Schools \$10K or under (72%)

\$10,001 - \$20K = 196 schools

\$20,001 - \$40 = 60 schools

\$41K - \$51K = 3 schools

\$10

Average Amount Spent on Print Books
Per Student

School Owned/Paid

Average Number of
Single Use Ebooks

228

Average Number of
Simultaneous Use
Ebooks

390

District Owned/Paid

Average Number of
Single Use Ebooks

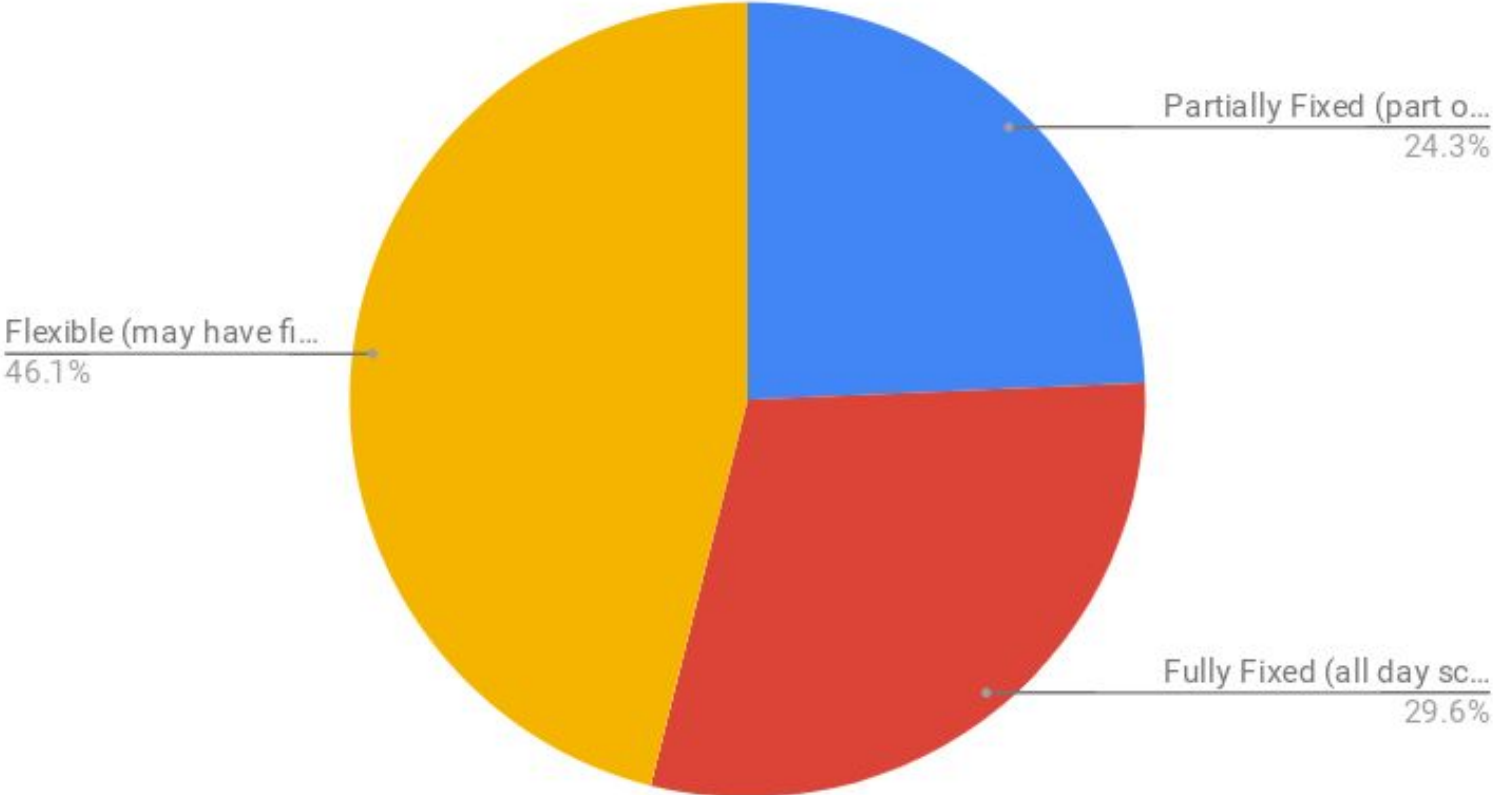
827

Average Number of
Simultaneous Use
Ebooks

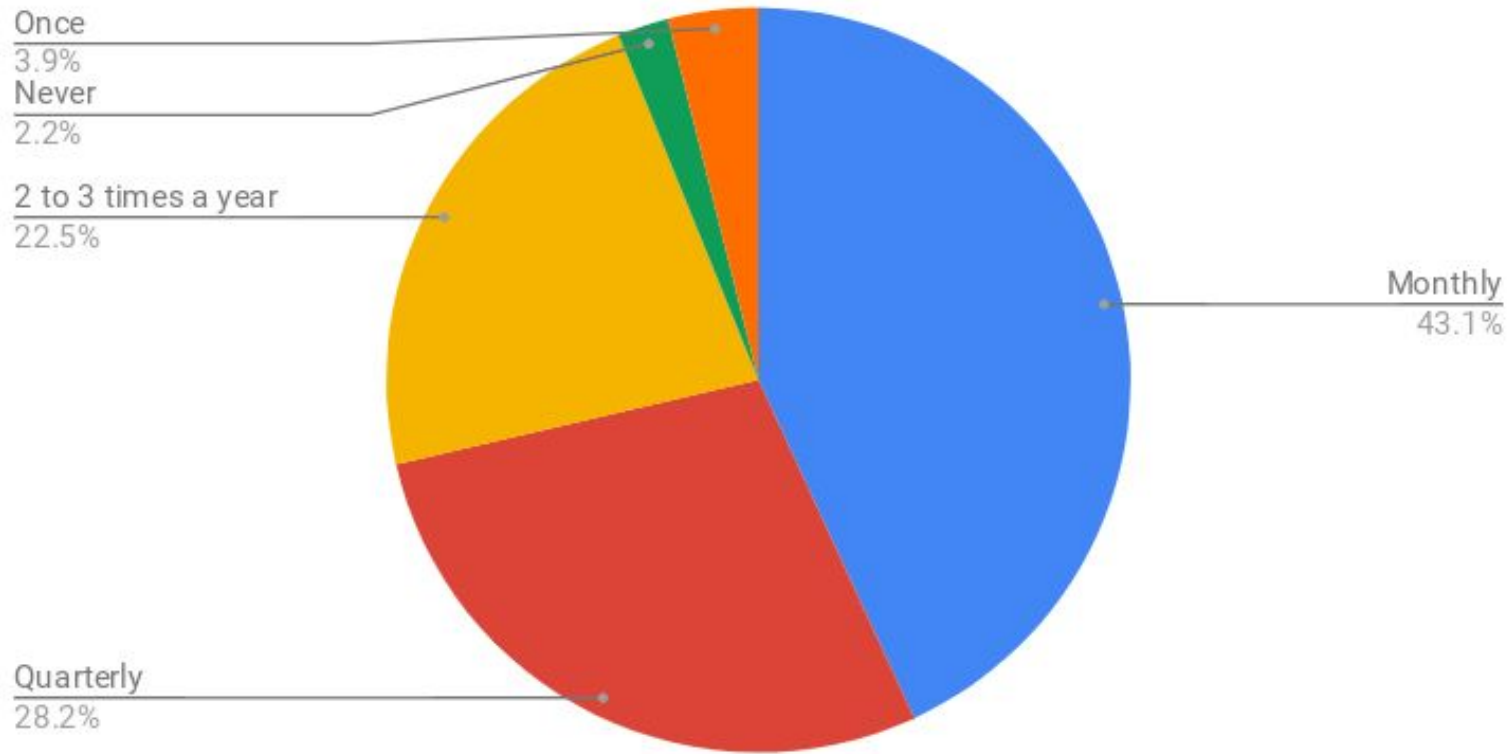
611

Overall Results

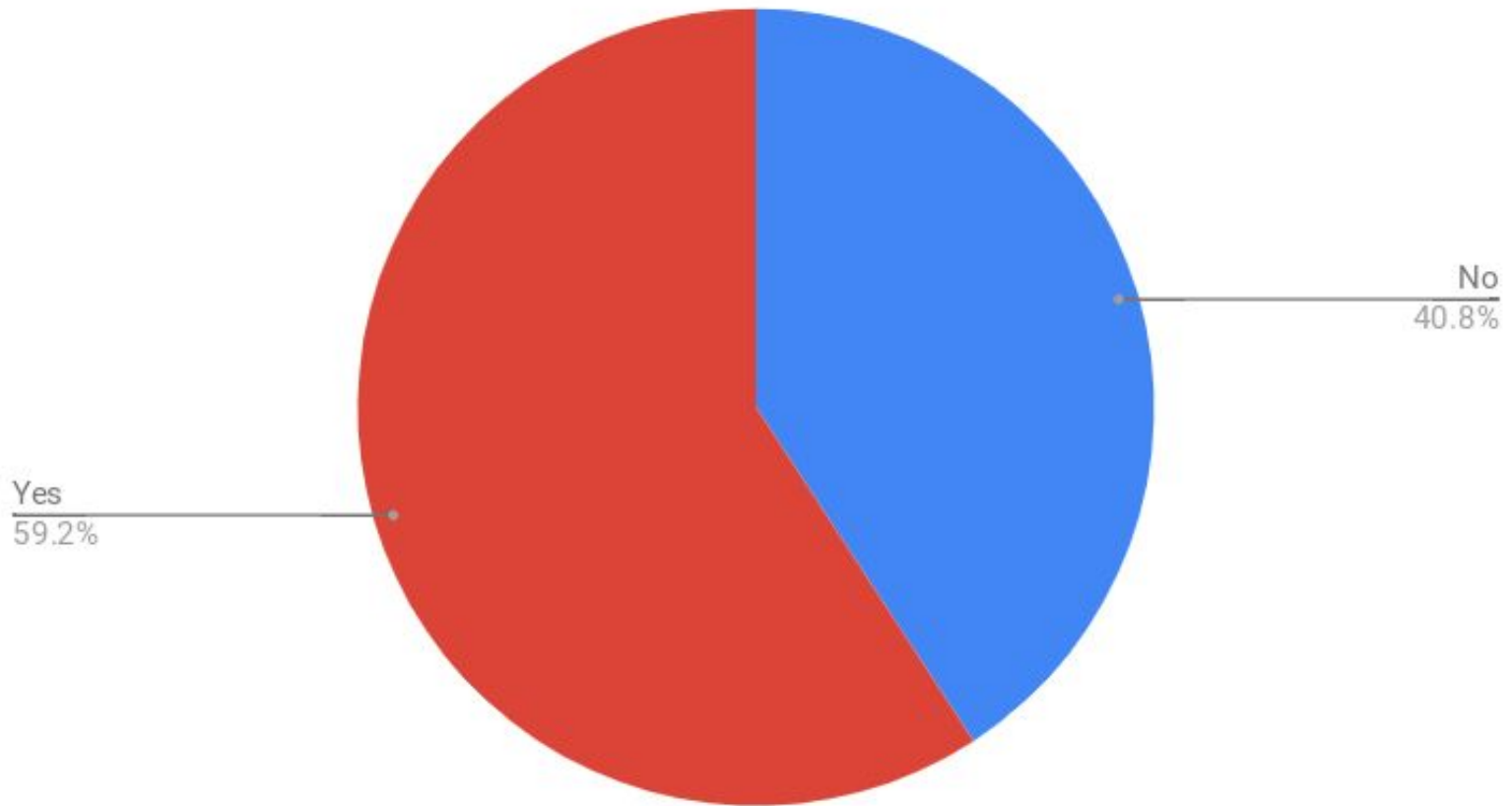
What is your schedule?



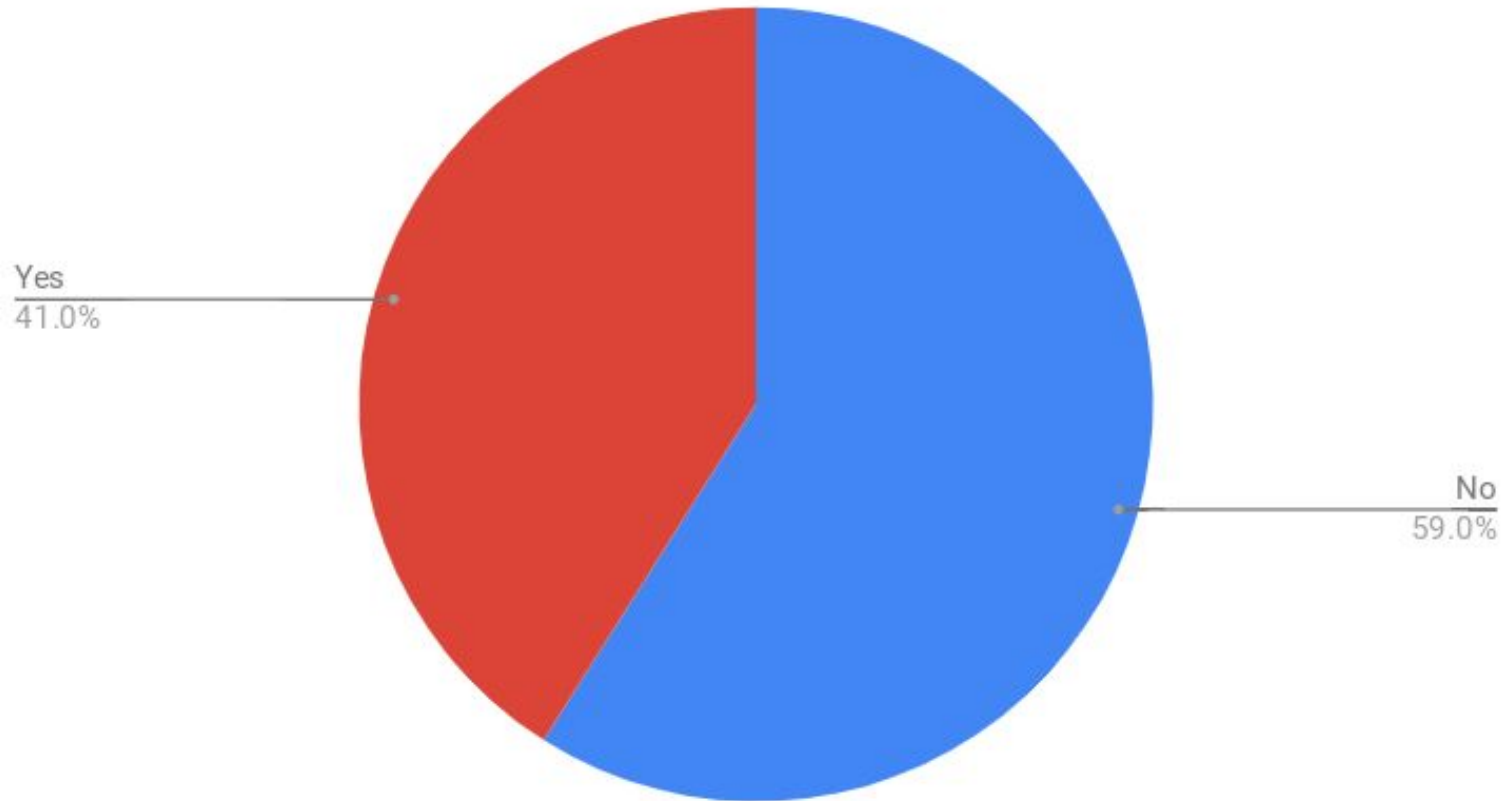
How often do the librarians in your district have the opportunity to meet during the school year for professional development?



Is your school 1 to 1 for student devices?



Did you attend the March 2018 SCASL conference?



Number of School Librarians that work full-time at the school

0 - 30 schools

1 - 880 schools

2 - 36 schools

Number of full-time assistants that are ASSIGNED to work in the library

0 - 415 schools

1 - 516 schools

2 - 15 schools

Percentage of time said assistant actually works in the library

Never - 6 schools

25% - 13 schools

50% - 28 schools

75% - 131 schools

100% - 378 schools

N/A - 415 schools

Number of part-time assistants that are ASSIGNED to work in the library

0 - 825 schools

1 - 118 schools

2 - 3 schools

Percentage of time said part-time assistant actually works in the library

Never - 4 schools

25% - 34 schools

50% - 31 schools

75% - 22 schools

100% - 30 schools

N/A - 825 schools

Staffing by SC state law student population

Required Number of full-time School Librarians

0-399 students = 1 @ 200 minutes daily

400-749 = 1 @ full-time

750 & up = 1 + 1 additional staff (para or certified)

[Title of Regulations 43-205 \(.pdf\)](#)

[South Carolina Legislature](#) (search 'media')

Elementary Results

531 Schools

Average Age of the Print Collection

2004

Average Size of the Print Collection

11,383 items

22

Average # of Books Per Student
Elementary Schools

Average Budget School/District

\$6,502

Average Budget Amount Spent on Books

\$5,557

\$0 = 13 schools

\$5,000 or less = 243 schools

\$5,001 - \$10,000 or less = 179 schools

436 = Schools \$10K or under (82%)

\$10,001 - \$20K = 81 schools

\$20,001 - \$40 = 11 schools

\$41K - \$68K = 1 school

\$100,000+ = 1 school *Opening budget
excluded from average

\$11

Average Amount Spent on Print Books
Per Student

Elementary

School Owned/Paid

Average Number of Single Use Ebooks

142

178 schools do NOT own single use eBooks.

District Owned/Paid

Average Number of Single Use Ebooks

849

340 schools do NOT have district access to single use eBooks.

Average Number of Simultaneous Use Ebooks

307

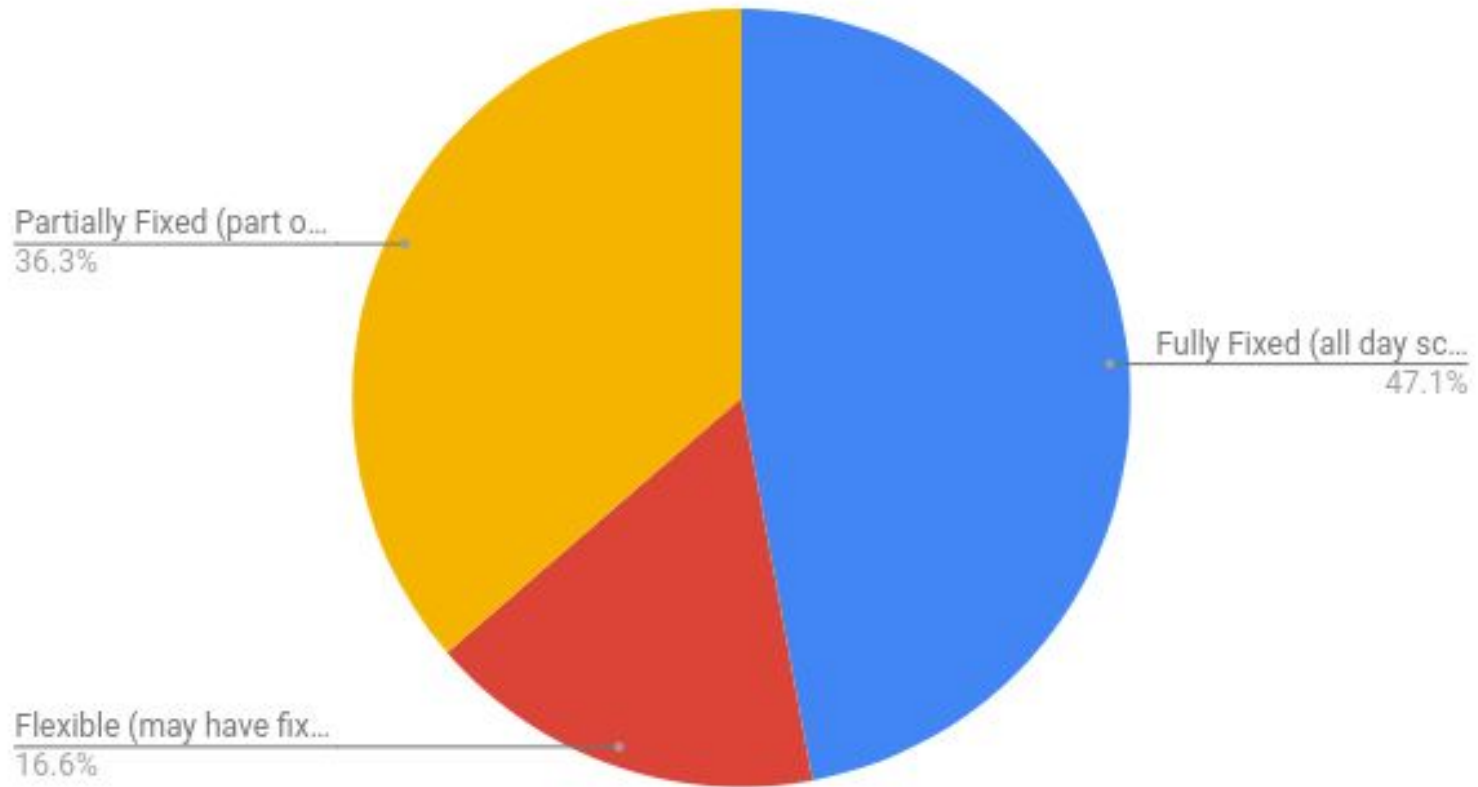
204 schools do NOT own simultaneous use eBooks.

Average Number of Simultaneous Use Ebooks

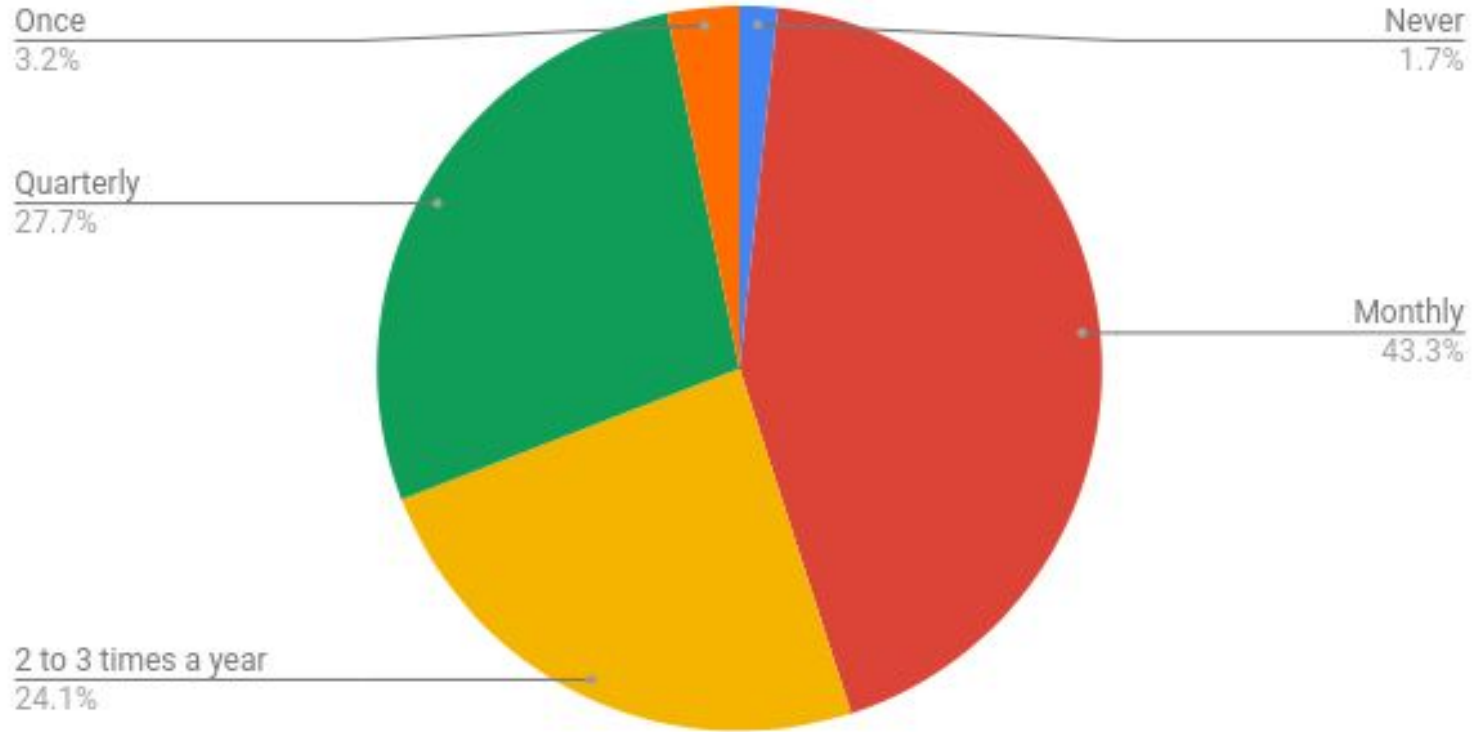
869

386 schools do NOT have district access to simultaneous use eBooks.

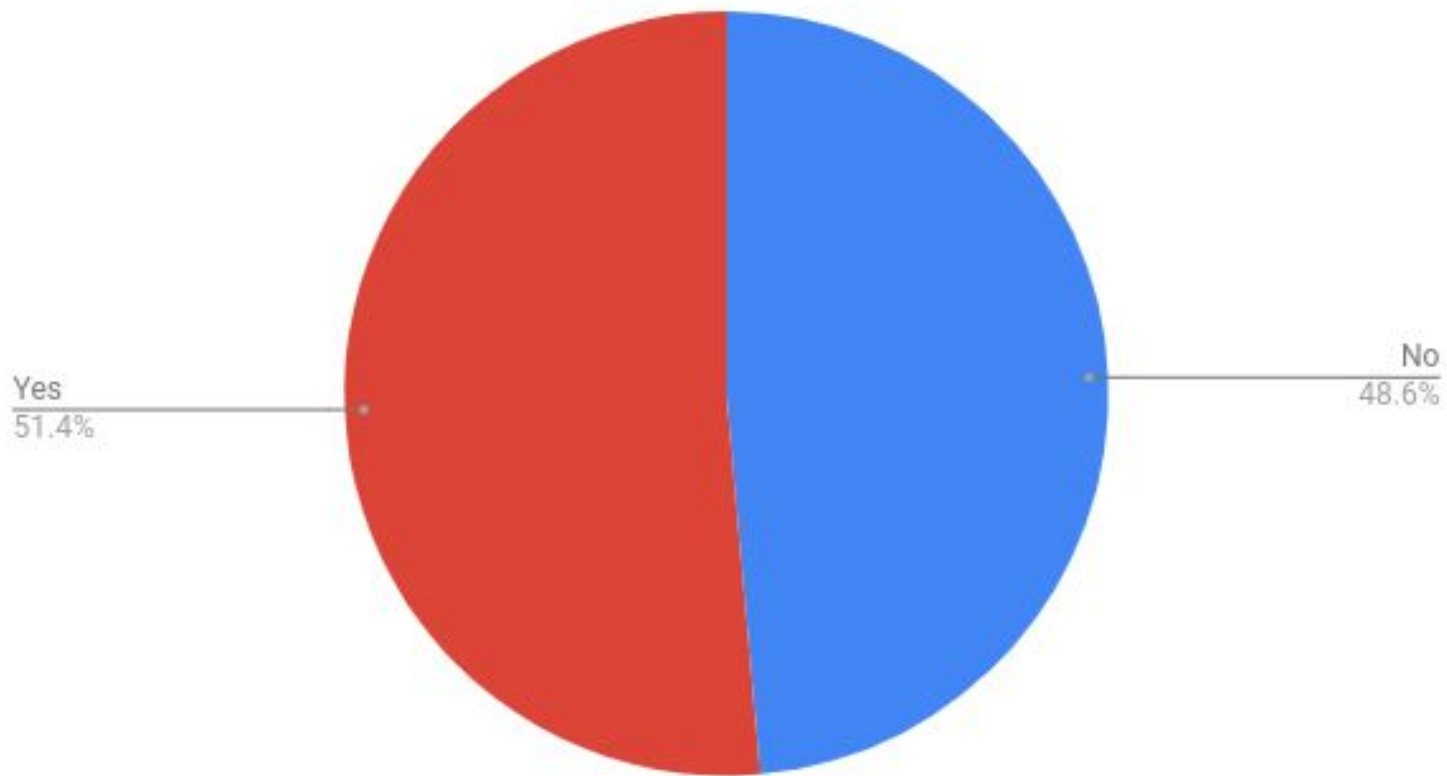
What is your schedule?



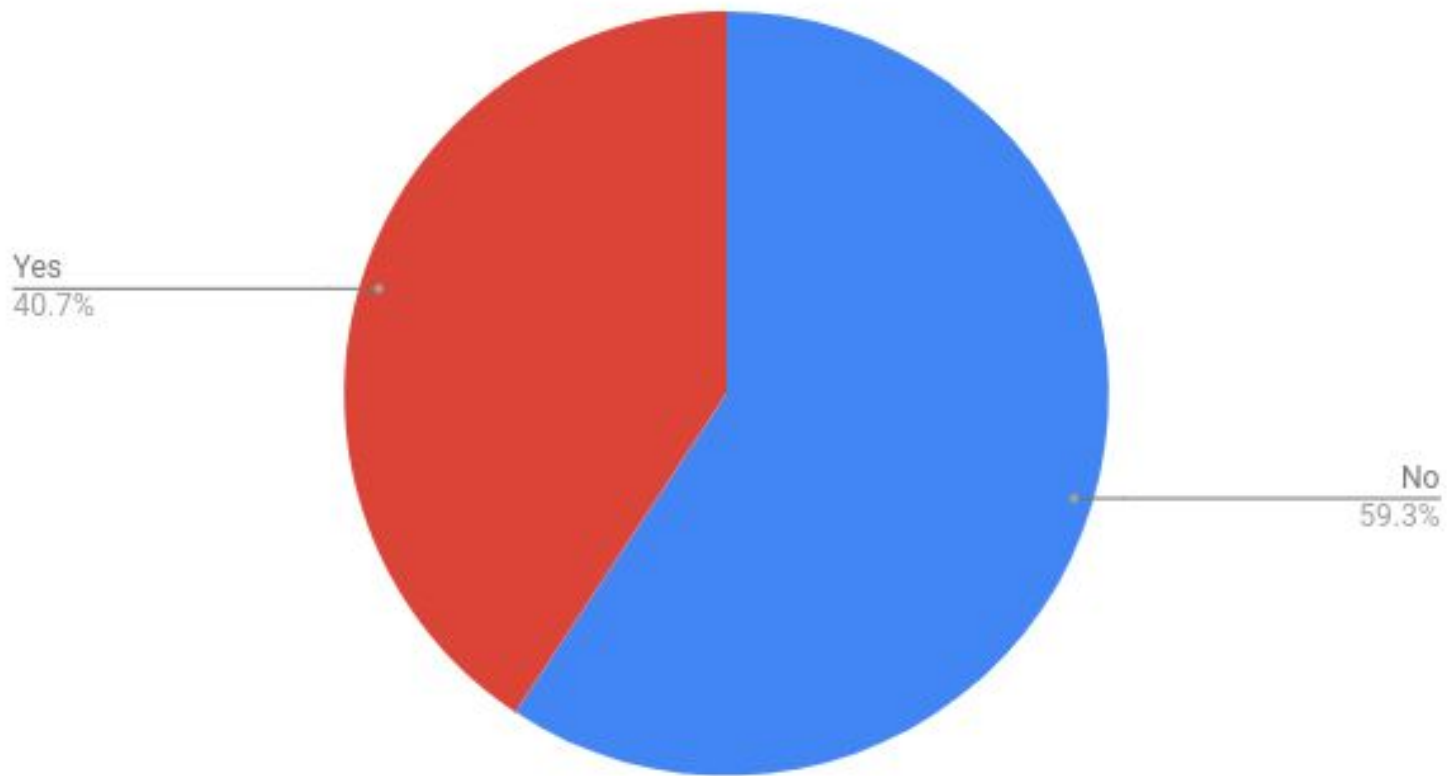
How often do the librarians in your district have the opportunity to meet during the school year for professional development?



Is your school 1 to 1 for student devices?



Did you attend the March 2018 SCASL conference?



Number of School Librarians that work full-time at the school

0 - 22 schools

1 - 507 schools

2 - 2 schools

Number of full-time assistants that are ASSIGNED to work in the library

0 - 270 schools

1 - 256 schools

2 - 5 schools

Percentage of time said assistant actually works in the library

25% - 3 schools

50% - 7 schools

75% - 60 schools

100% - 191 schools

N/A - 270 schools

Number of part-time assistants that are ASSIGNED to work in the library

0 - 455 schools

1 - 75 schools

2 - 1 school

Percentage of time said part-time assistant actually works in the library

25% - 19 schools

50% - 22 schools

75% - 15 schools

100% - 20 schools

N/A - 455 schools

Elementary

Number of Students

531 Schools Total

0-299 = 52 schools

300-449 = 116 schools

450-599 = 134 schools

600-749 = 124 schools

750-999 = 91 schools

1000+ = 13 schools

Middle School Results

202 Schools

Average Age of the Print Collection

2005

Average Size of the Print Collection

10,271 items

27

Average # of Books Per Student
In Middle Schools

Average Budget School/District

\$8,059

Average Budget Amount Spent on Books

\$6,347

\$0 dollar budget - schools

\$5,000 or less - schools

\$5,001 - \$10,000 or less - schools

= Schools \$10K or under

\$10,001 - \$20K - schools

\$20,001 - \$40 - schools

\$41K - \$51K - schools

\$10

Average Amount Spent

Books Per Student

Middle

School Owned/Paid

Average Number of
Single Use Ebooks

367

Average Number of
Simultaneous Use
Ebooks

746

District Owned/Paid

Average Number of
Single Use Ebooks

685

Average Number of
Simultaneous Use
Ebooks

238

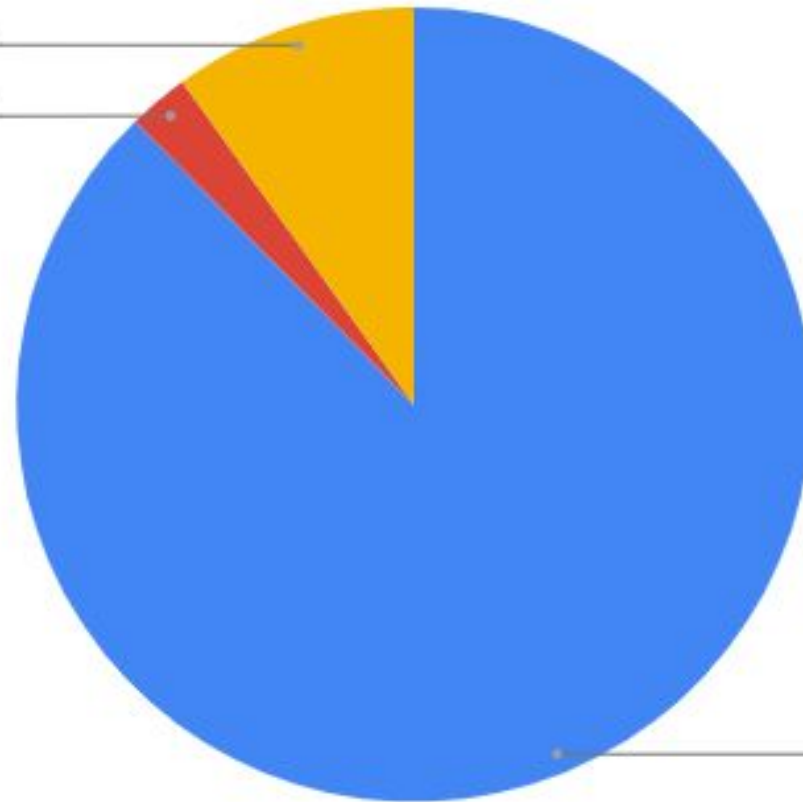
What is your schedule?

Partially Fixed (part o...

9.9%

Fully Fixed (all day sc...

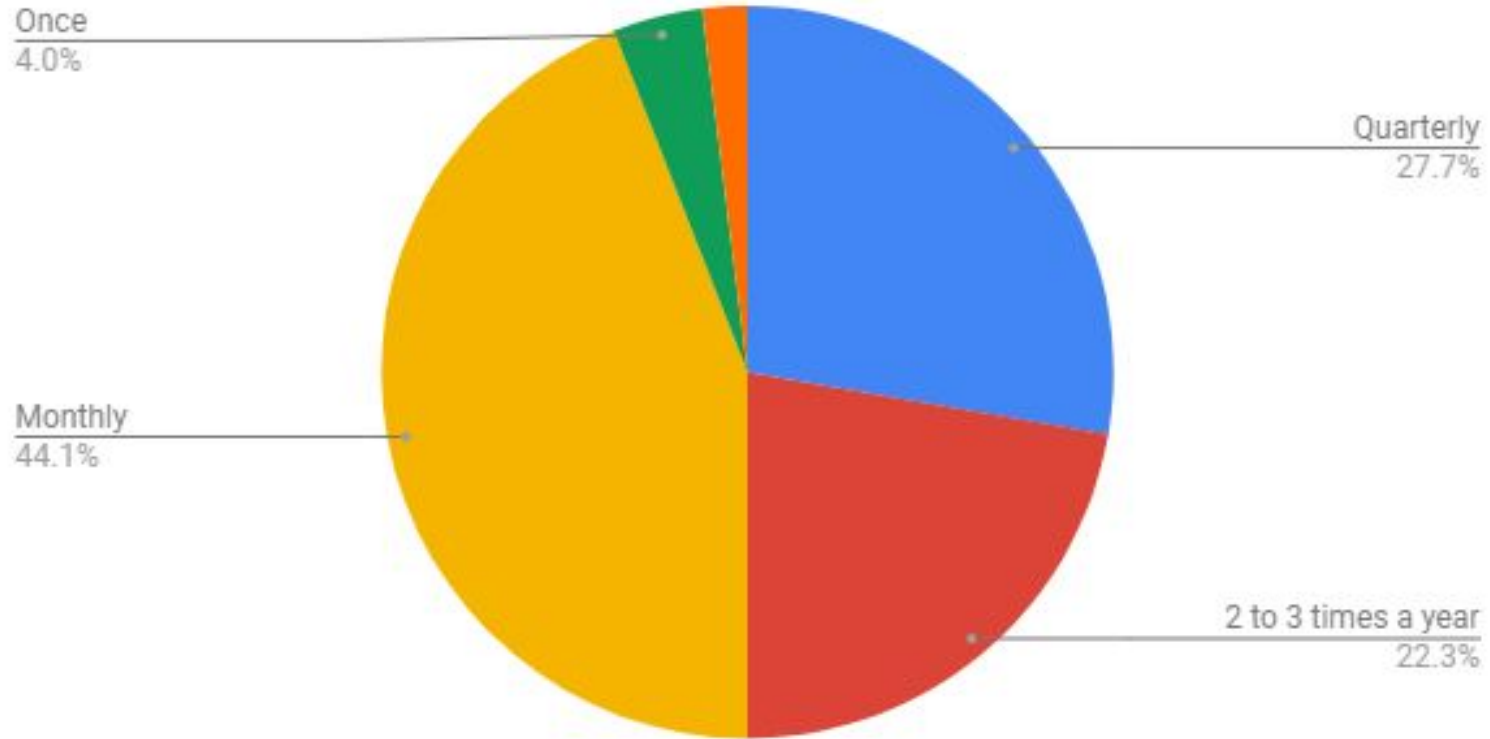
2.5%



Flexible (may have fix...

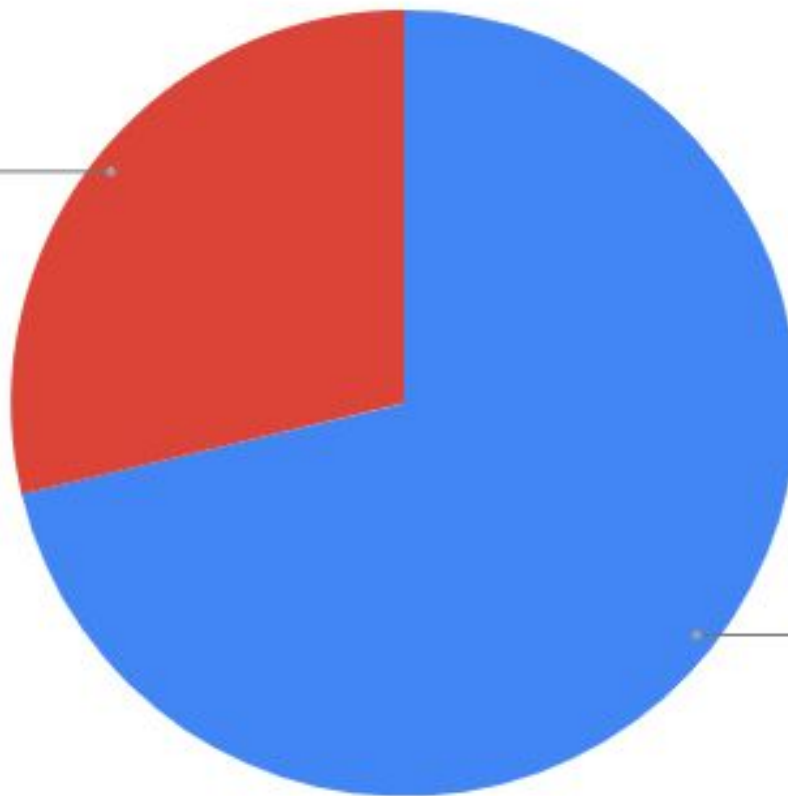
87.6%

How often do the librarians in your district have the opportunity to meet during the school year for professional development?



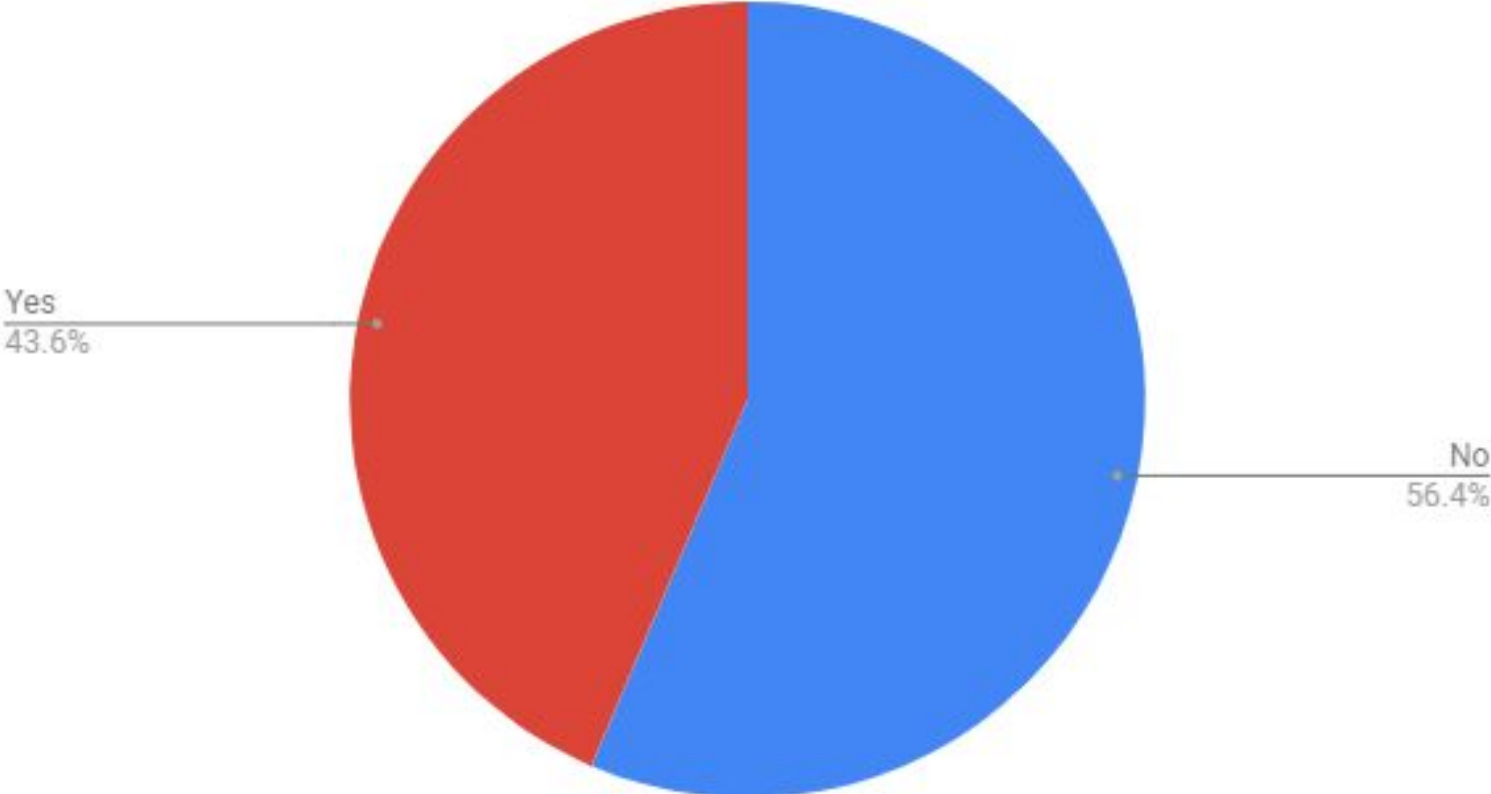
Is your school 1 to 1 for student devices?

No
28.7%



Yes
71.3%

Did you attend the March 2018 SCASL conference?



Number of School Librarians that work full-time at the school

0 - 2 schools

1 - 200 schools

Number of full-time assistants that are ASSIGNED to work in the library

0 - 72 schools

1 - 128 schools

2 - 2 schools

Percentage of time said assistant actually works in the library

25% - 4 schools

50% - 5 schools

75% - 37 schools

100% - 84 schools

N/A - 72 schools

Number of part-time assistants that are ASSIGNED to work in the library

0/NA - 177 schools

1 - 24 schools

2 - 1 school

Percentage of time said part-time assistant actually works in the library

Never - 5 schools

25% - 7 schools

50% - 4 schools

75% - 3 schools

100% - 6 schools

N/A - 177 schools

Middle

Number of Students

202 Schools Total

0-299 = 15 schools

300-499 = 40 schools

500-749 = 65 schools

750-999 = 58 schools

1000+ = 24 schools

High School Results

156 Schools

Average Age of the Print Collection

2003

Average Size of the Print Collection

12,730 items

13

Average # of Books Per Student
In High Schools

Average Budget School/District

\$15,471

\$0 = schools

\$5,000 or less = schools

\$5,001 - \$10,000 or less = schools

= Schools \$10K or under

Average Budget Amount Spent on Books

\$10,432

\$10,001 - \$20K = schools

\$20,001 - \$40 = schools

\$41K - \$51K = schools

\$10

Average Amount Spent on Books
Per Student

School Owned/Paid

Average Number of
Single Use Ebooks

358

Average Number of
Simultaneous Use
Ebooks

330

District Owned/Paid

Average Number of
Single Use Ebooks

850

Average Number of
Simultaneous Use
Ebooks

276

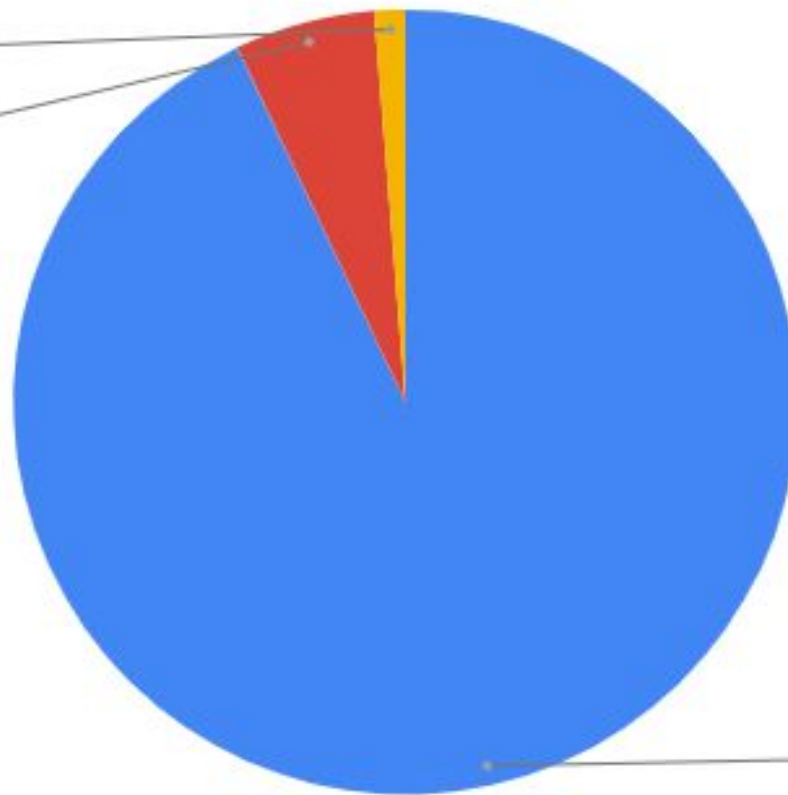
What is your schedule?

Partially Fixed (part o...

1.3%

Fully Fixed (all day sc...

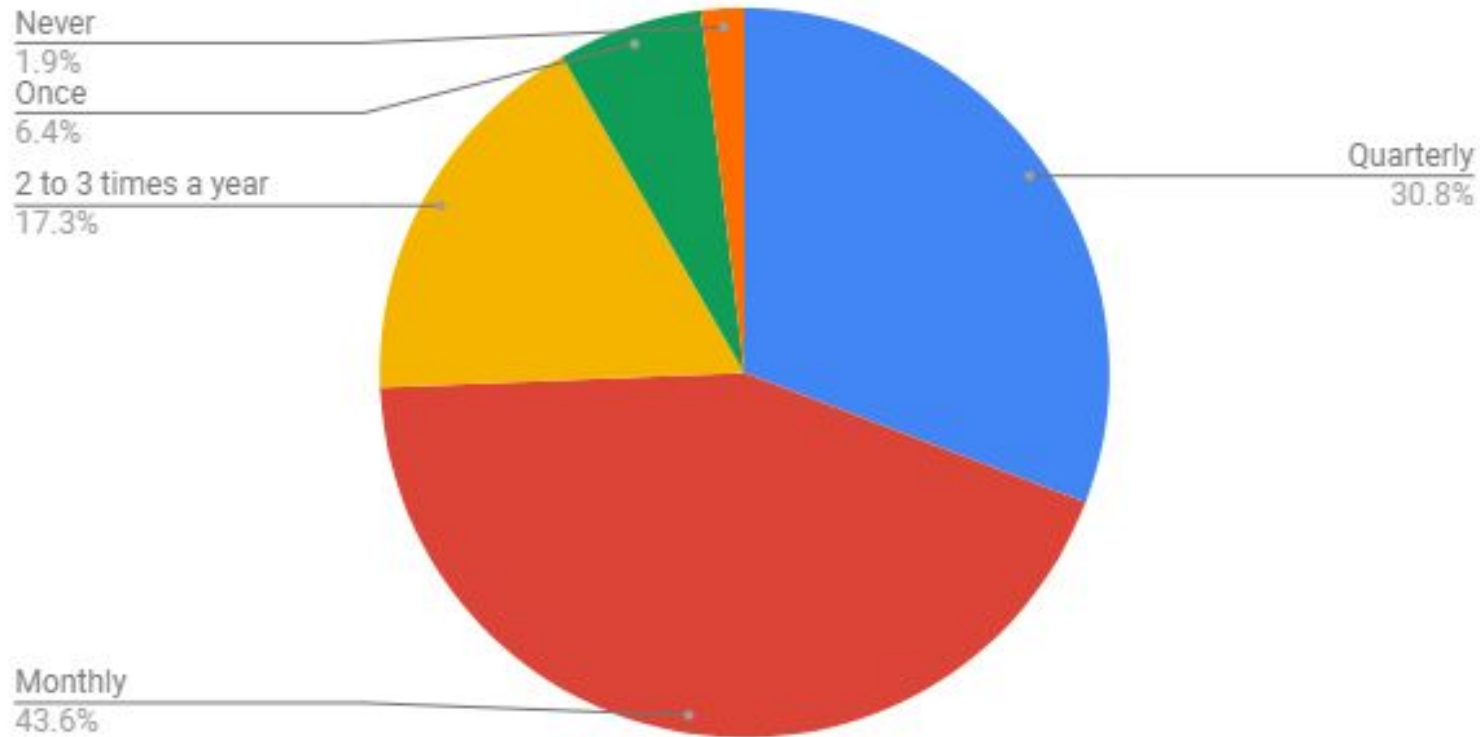
5.8%



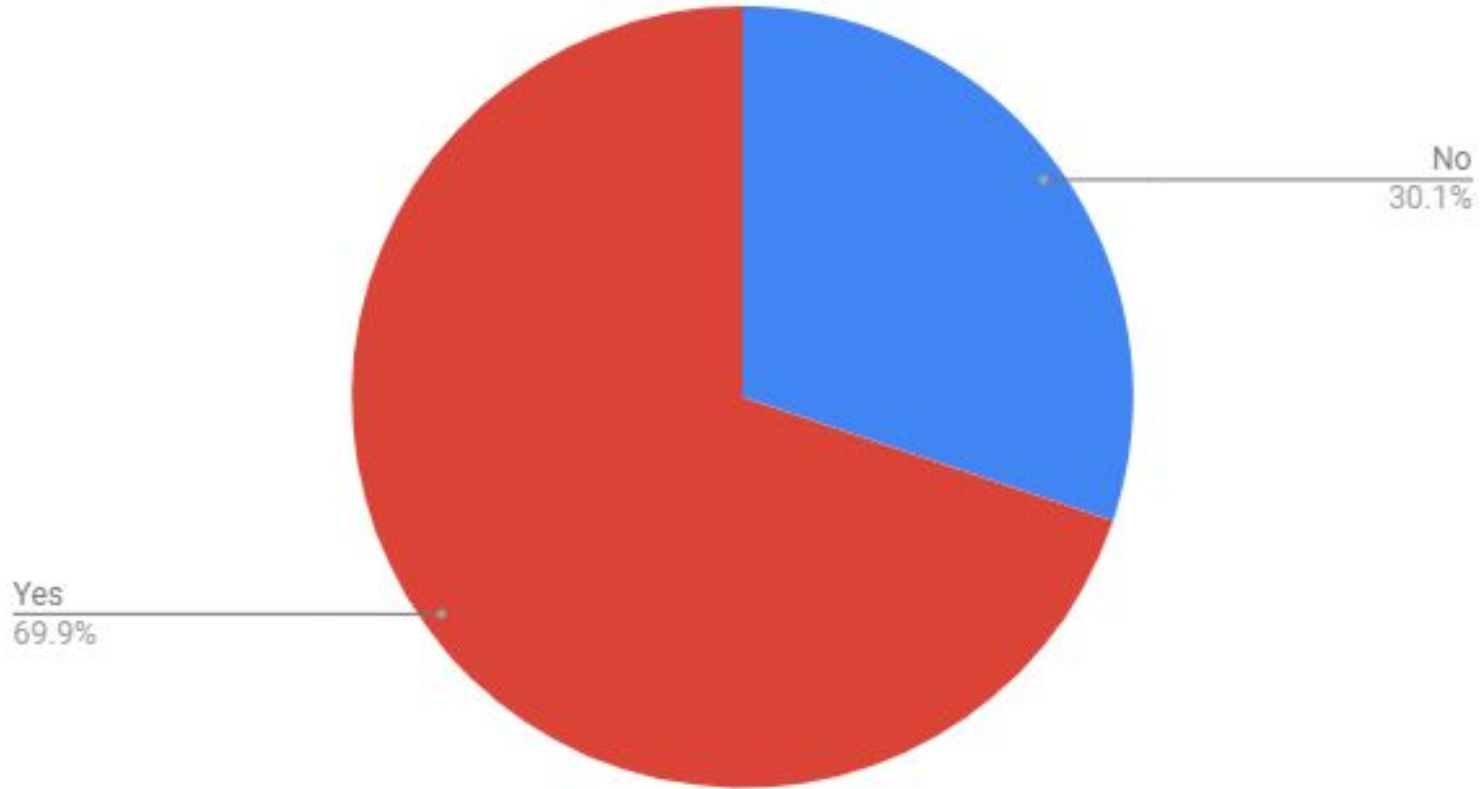
Flexible (may have fix...

92.9%

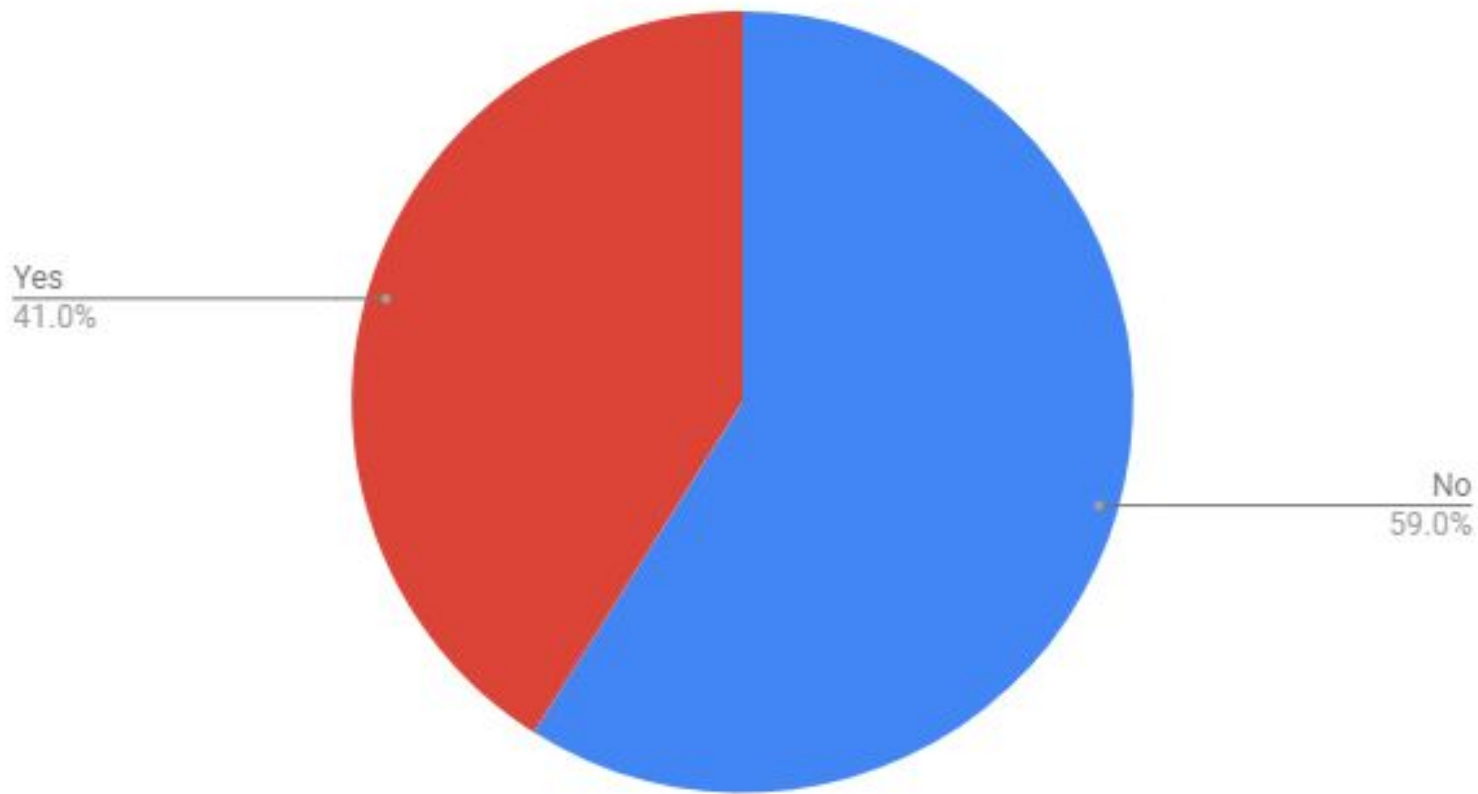
How often do the librarians in your district have the opportunity to meet during the school year for professional development?



Is your school 1 to 1 for student devices?



Did you attend the March 2018 SCASL conference?



Number of School Librarians that work full-time at the school

1 - 123 schools

2 - 34 schools

Number of full-time assistants that are ASSIGNED to work in the library

0 - 48 schools

1 - 101 schools

2 - 7 schools

Percentage of time said assistant actually works in the library

Never - 1 school

25% - 2 schools

50% - 3 schools

75% - 24 schools

100% - 78 schools

N/A - 48 schools

Number of part-time assistants that are ASSIGNED to work in the library

0 - 142 schools

1 - 13 schools

2 - 1 school

Percentage of time said part-time assistant actually works in the library

Never - 1 school

25% - 6 schools

50% - 2 schools

75% - 2 schools

100% - 3 schools

N/A - 142 schools

High

Number of Students

156 Schools Total

0-499 = 23 schools

500-749 = 27 schools

750-999 = 23 schools

1000-1249 = 21 schools

1250-1499 = 21 schools

1500-1749 = 18 schools

1750-1999 = 10 schools

2000+ = 13 schools

High School

K-8 Results

19 Schools

Average Age of the Print Collection

2003

Average Size of the Print Collection

10,672 items

25

Average # of Books Per Student
In K-8 Schools

Average Budget School/District

\$6,026

Average Budget Amount Spent on Books

\$4,844

\$0 = 3 schools

\$5,000 or less = 6 schools

\$5,001 - \$10,000 or less = 6 schools

15 = Schools \$10K or under (78%)

\$10,001 - \$20K = 4 schools

\$10

Average Amount Spent on Books
Per Student

School Owned/Paid

Average Number of
Single Use Ebooks

144

Average Number of
Simultaneous Use
Ebooks

38

District Owned/Paid

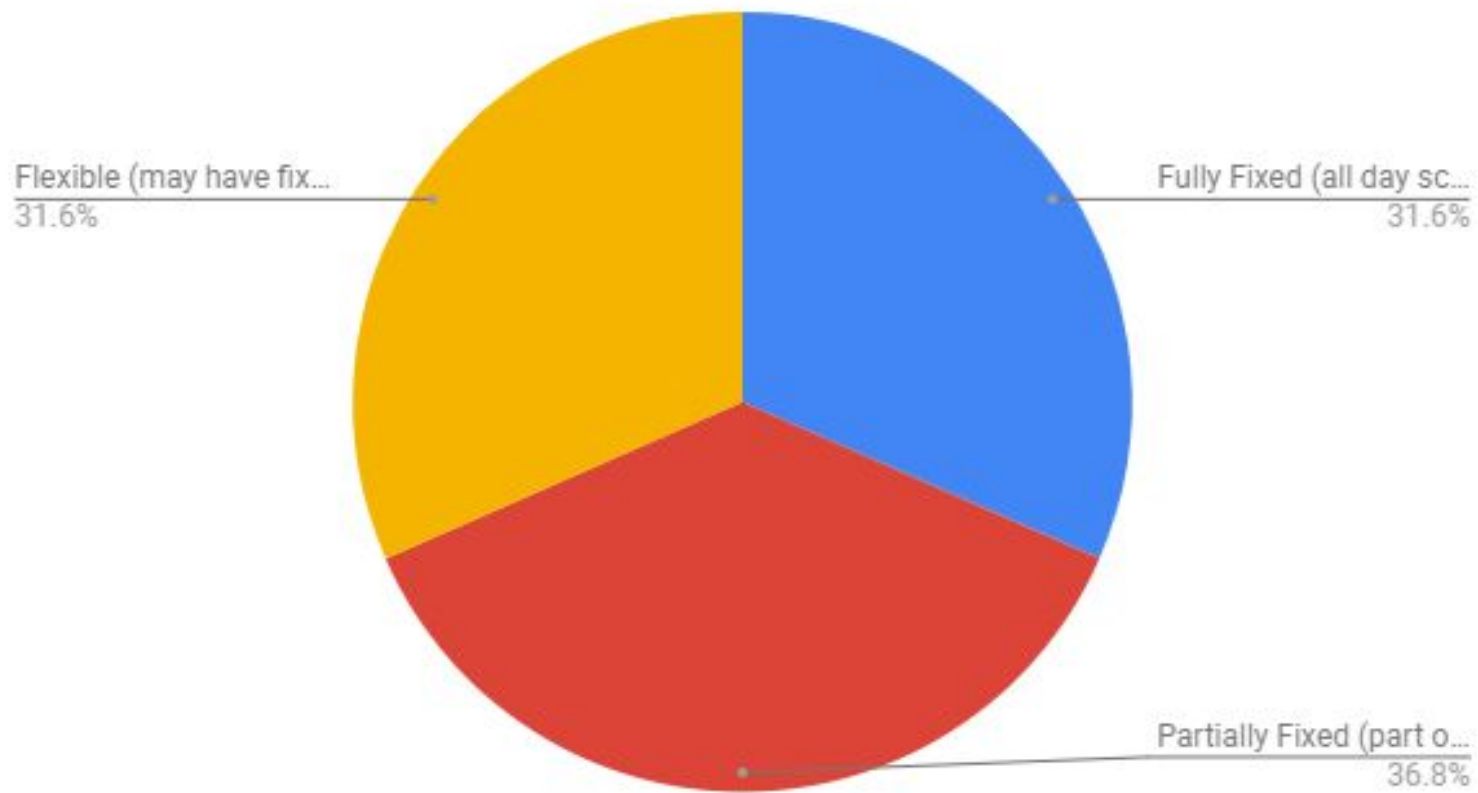
Average Number of
Single Use Ebooks

1,162

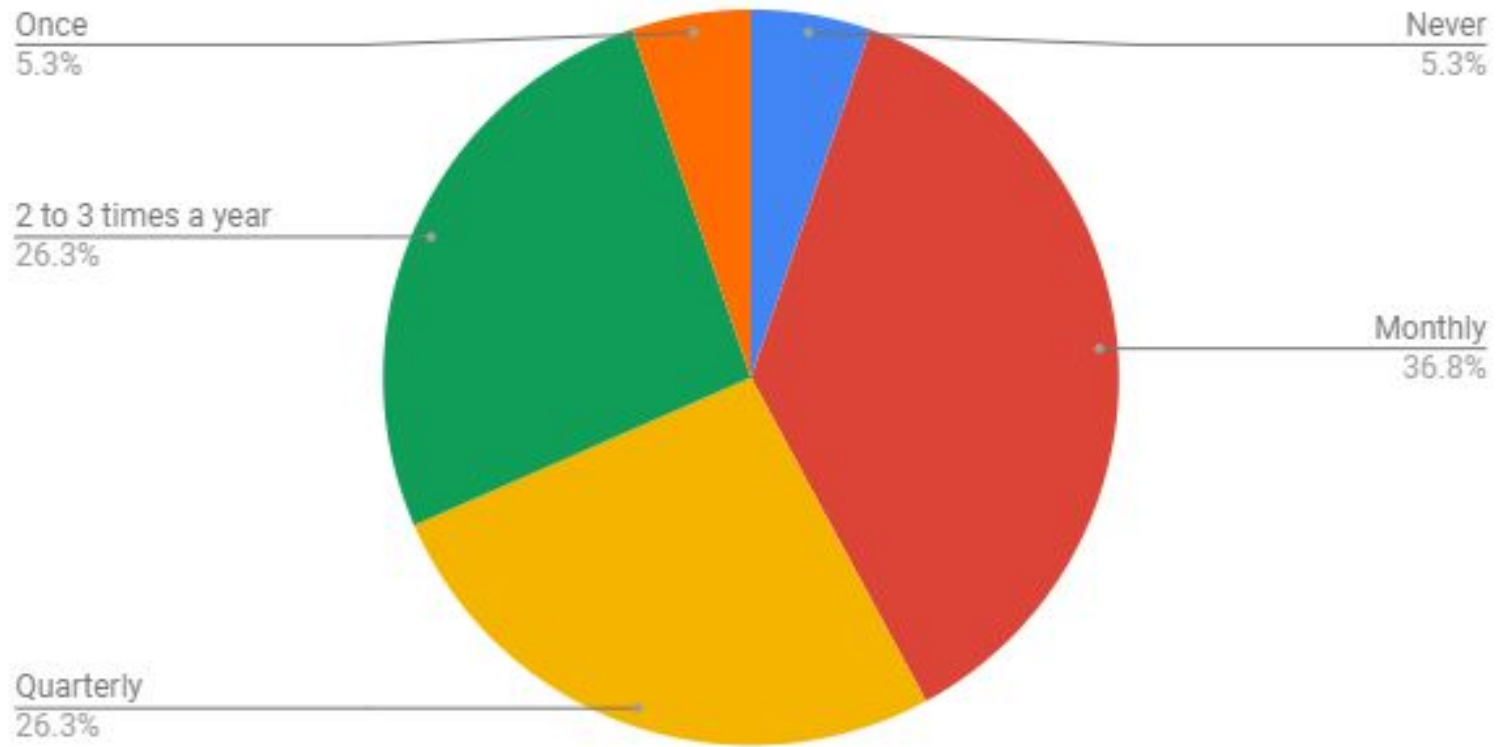
Average Number of
Simultaneous Use
Ebooks

270

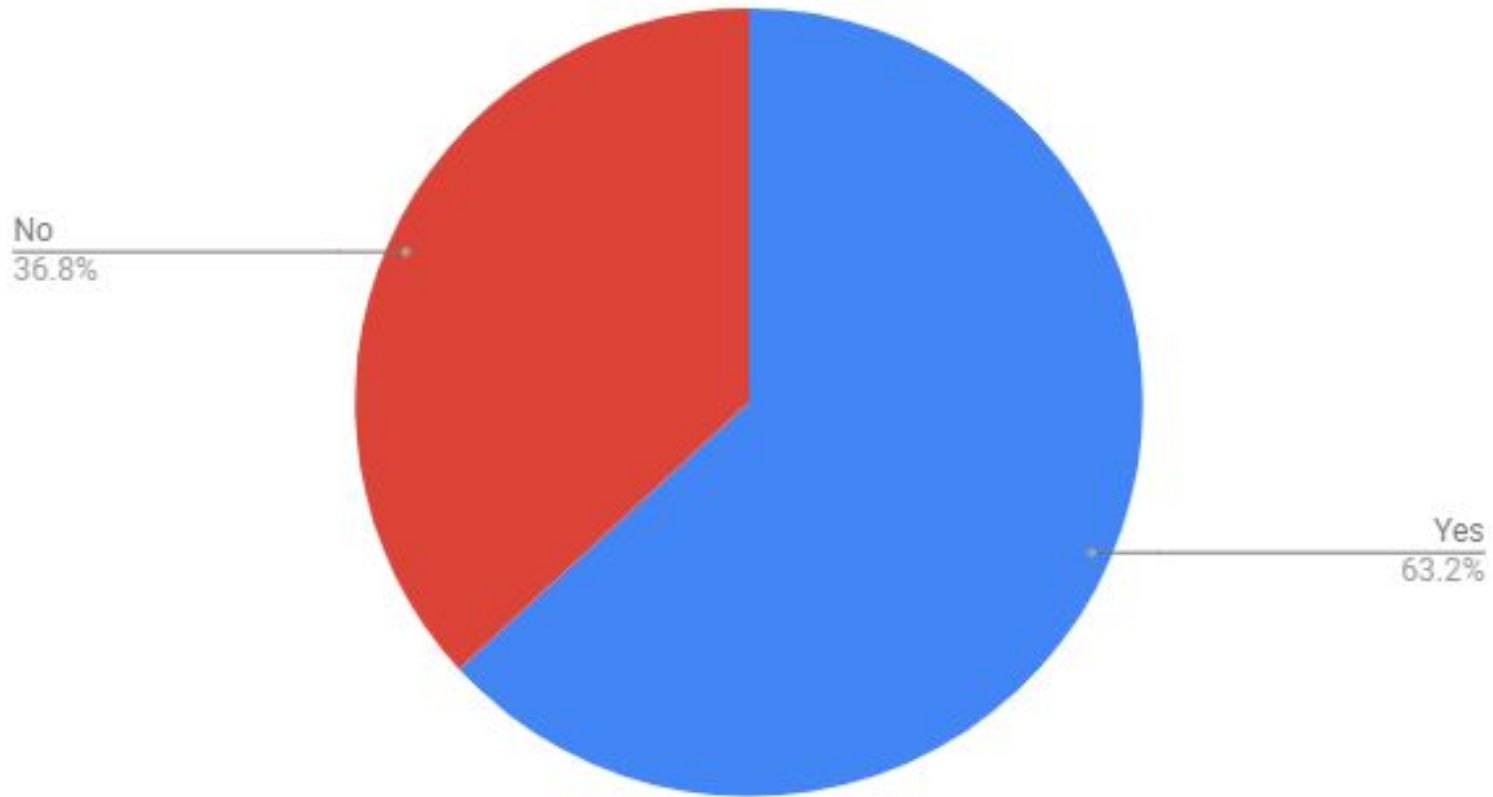
What is your schedule?



How often do the librarians in your district have the opportunity to meet during the school year for professional development?

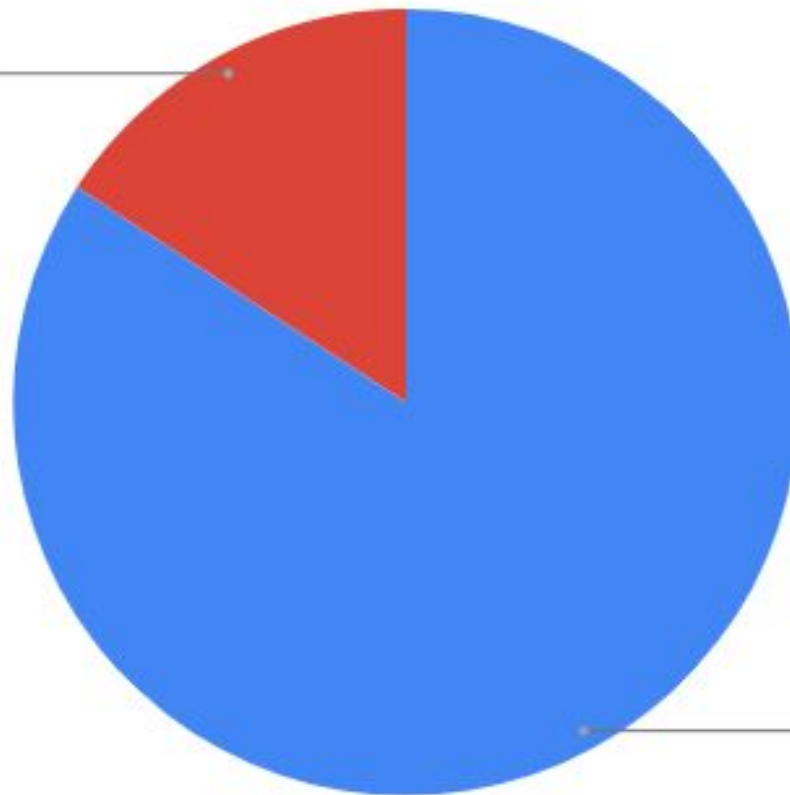


Is your school 1 to 1 for student devices?



Did you attend the March 2018 SCASL conference?

Yes
15.8%



No
84.2%

Number of School Librarians that work full-time at the school

0 - 3 schools

1 - 16 schools

Number of
full-time assistants
that are ASSIGNED
to work in the
library

0 - 8 schools

1 - 10 schools

2 - 1 school

Percentage of time
said assistant
actually works in
the library

25% - 1 school

75% - 3 schools

100% - 7 schools

N/A - 8 schools

Number of
part-time
assistants that are
ASSIGNED to work
in the library

0/NA - 17 schools

1 - 2 schools

Percentage of time
said part-time
assistant actually
works in the library

25% - 1 school

50% - 1 school

N/A - 17 schools

K-12 Results

19 Schools

Average Age of the Print Collection

2002

Average Size of the Print Collection

9,515 items

22

Average # of Books Per Student
In K-12 Schools

Average Budget School/District

\$10,513

\$5,000 or less = 6 schools

\$5,001 - \$10,000 or less = 5 schools

= Schools \$10K or under

Average Budget Amount Spent on Books

\$8,286

\$10,001 - \$20K = 6 schools

\$20,001 - \$40 = 2 schools

\$14

Average Amount Spent on Books
Per Student

School Owned/Paid

Average Number of
Single Use Ebooks

358

Average Number of
Simultaneous Use
Ebooks

330

District Owned/Paid

Average Number of
Single Use Ebooks

850

Average Number of
Simultaneous Use
Ebooks

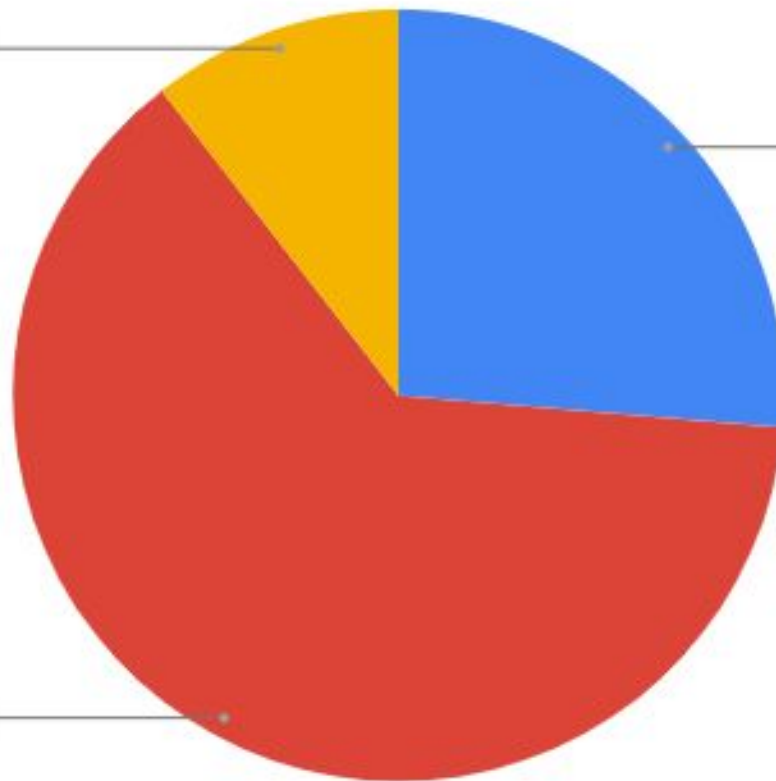
276

What is your schedule?

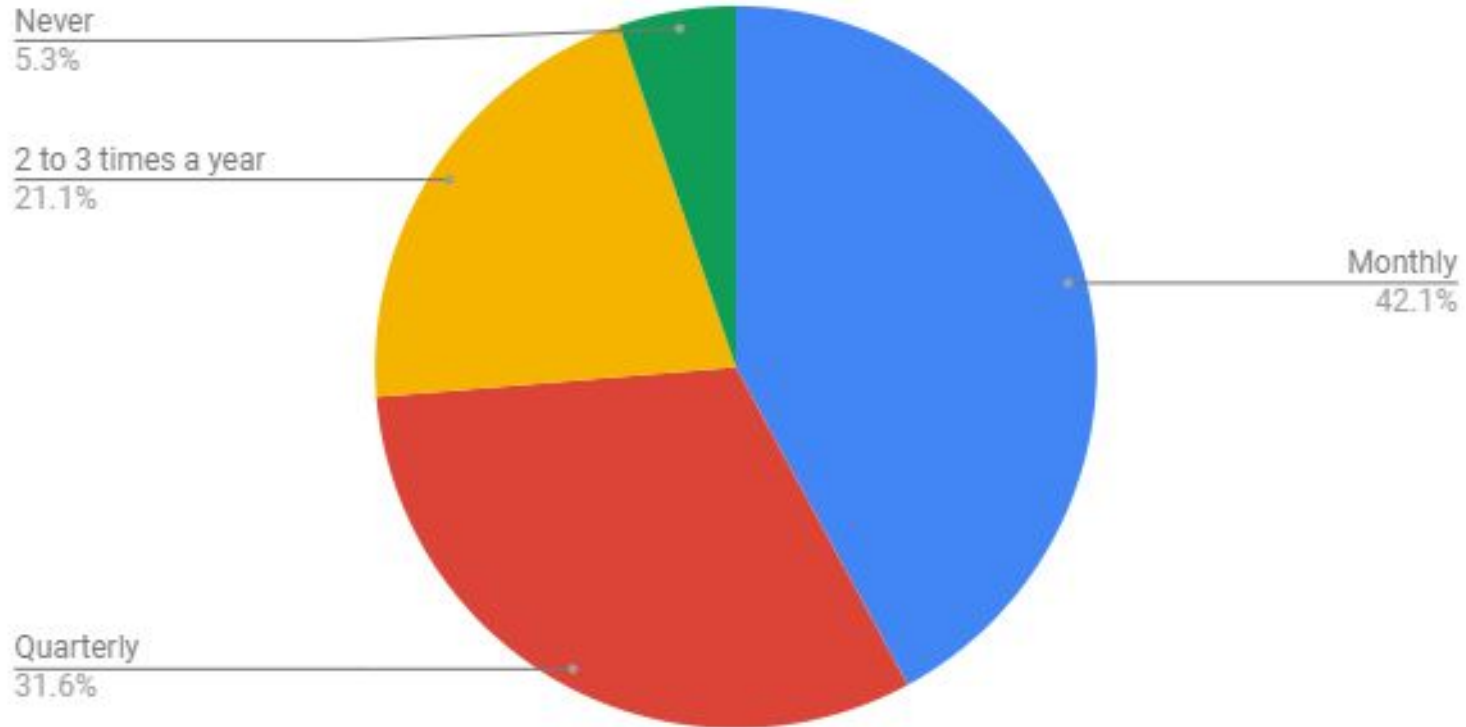
Partially Fixed (part o...
10.5%

Fully Fixed (all day sc...
26.3%

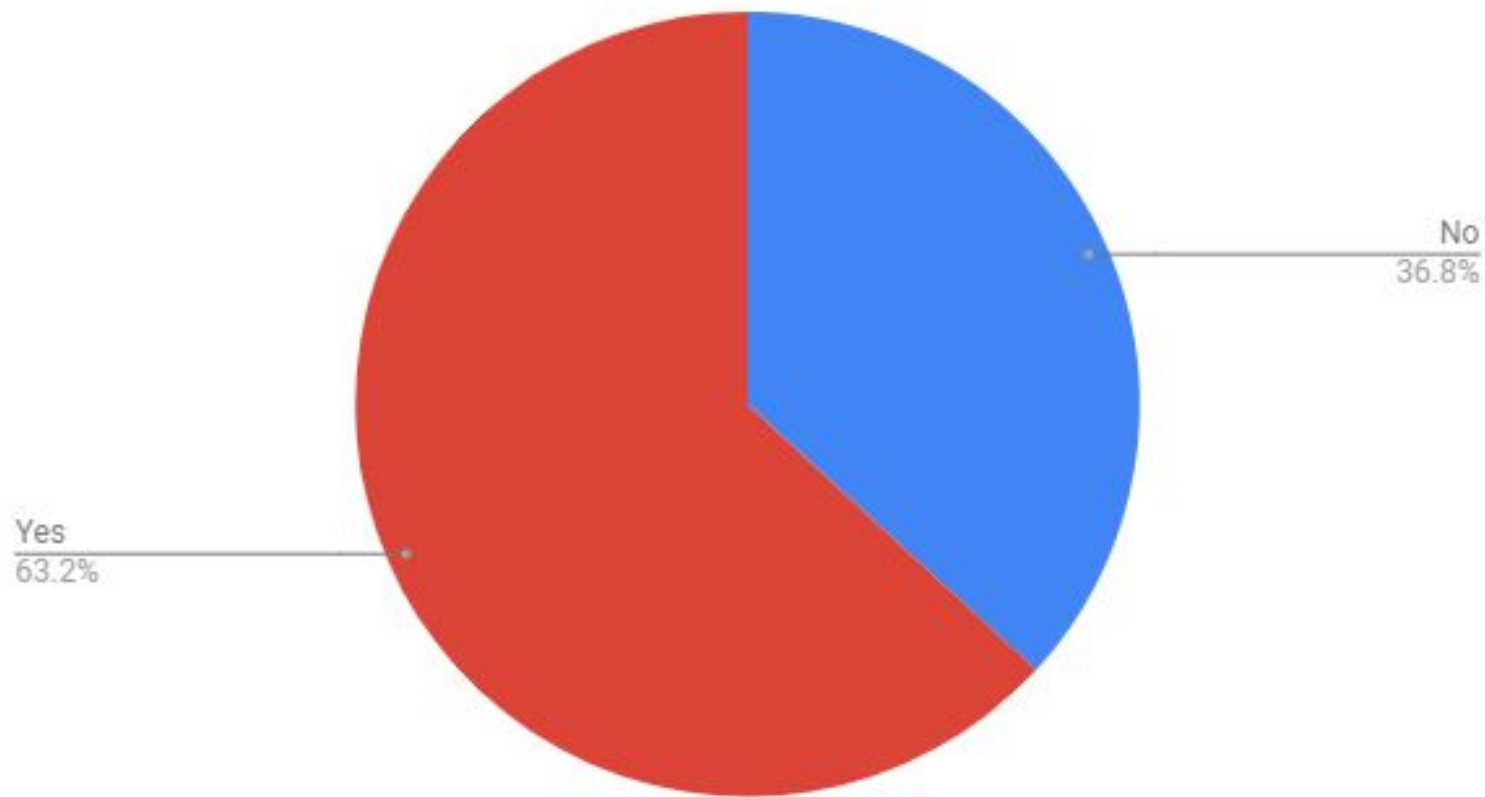
Flexible (may have fix...
63.2%



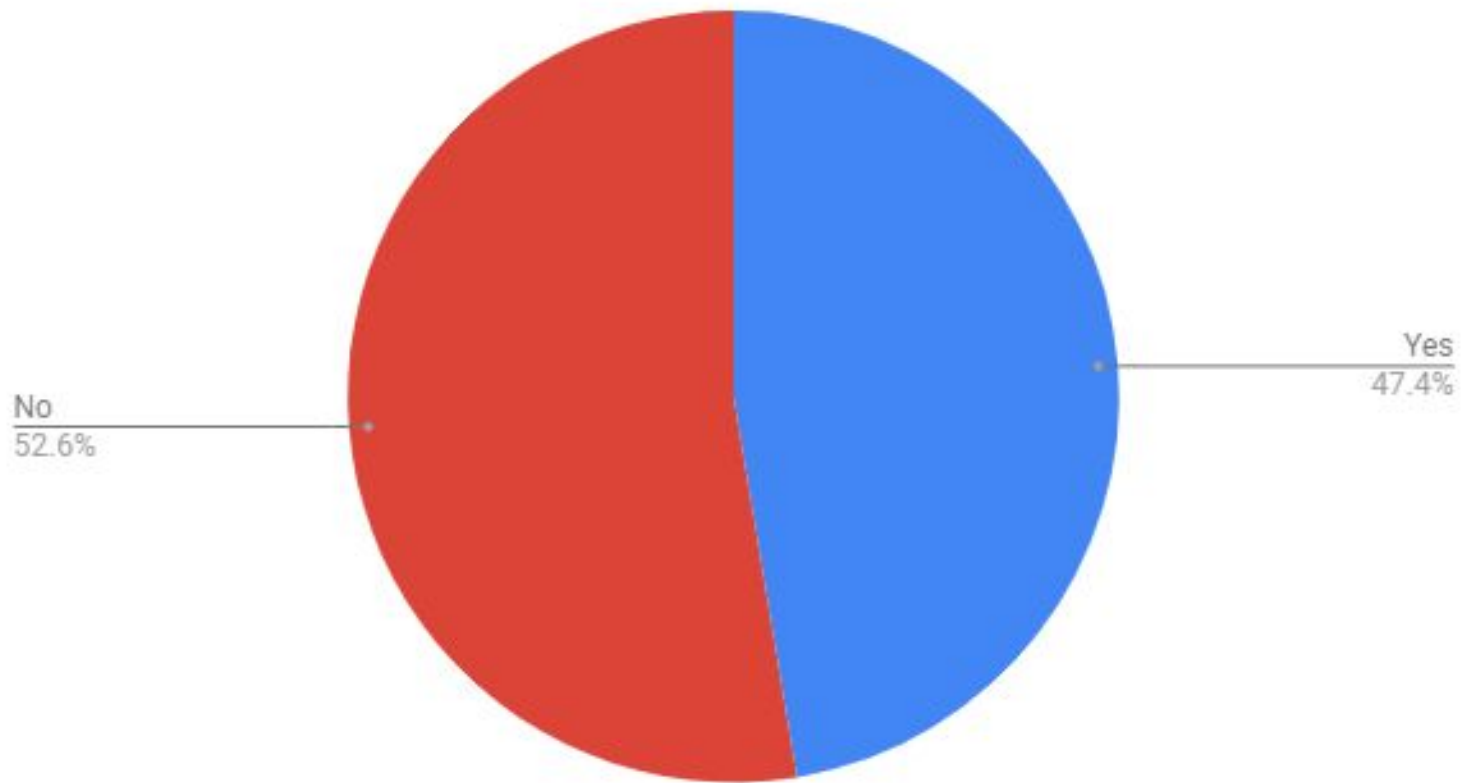
How often do the librarians in your district have the opportunity to meet during the school year for professional development?



Is your school 1 to 1 for student devices?



Did you attend the March 2018 SCASL conference?



Number of School Librarians that work full-time at the school

1 - 123 schools

2 - 34 schools

Number of full-time assistants that are ASSIGNED to work in the library

0 - 48 schools

1 - 101 schools

2 - 7 schools

Percentage of time said assistant actually works in the library

Never - 1 school

25% - 2 schools

50% - 3 schools

75% - 24 schools

100% - 78 schools

N/A - 48 schools

Number of part-time assistants that are ASSIGNED to work in the library

0/NA - 142 schools

1 - 13 schools

2 - 1 school

Percentage of time said part-time assistant actually works in the library

Never - 1 school

25% - 6 schools

50% - 2 schools

75% - 2 schools

100% - 3 schools

N/A - 142 schools